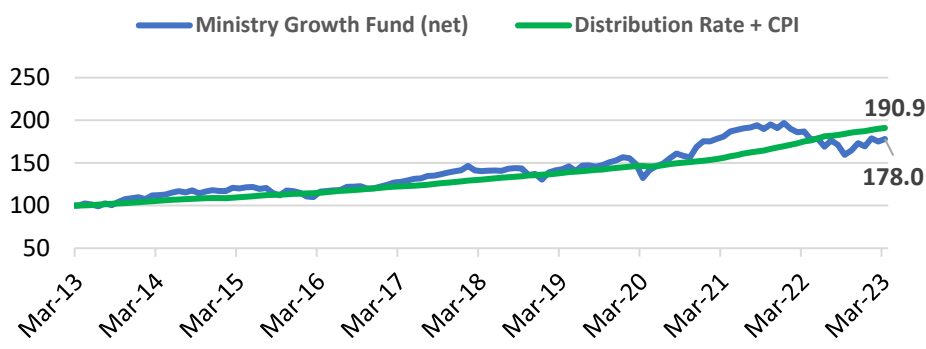


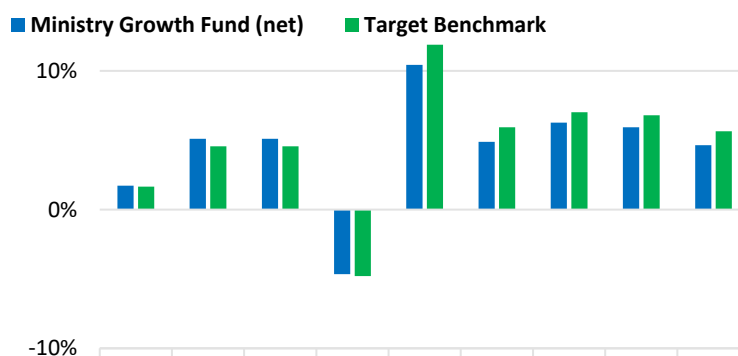
# MINISTRY GROWTH FUND<sup>1</sup>

Data as of March 31, 2023

## Growth of \$100 (10 Years Performance Analysis)<sup>2</sup>



## Multi-Period Performance Analysis



	MTD	QTD	YTD	1YR	3YR	5YR	7YR	10YR	Since 7/1/99
Ministry Growth Fund (net)	1.7%	5.1%	5.1%	-4.7%	10.4%	4.9%	6.3%	5.9%	4.7%
Target Benchmark	1.7%	4.6%	4.6%	-4.8%	11.9%	5.9%	7.0%	6.8%	5.7%

## Fund Overview

### DESCRIPTION

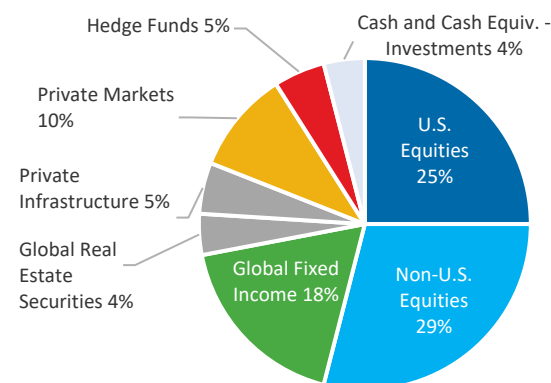
The ELCA Endowment Fund Pooled Trust (Ministry Growth Fund, or the Fund), was established to allow for the collective long-term investment of funds belonging to the Evangelical Lutheran Church in America (ELCA), its congregations, synods, seminaries and other eligible affiliated entities. To the extent practicable, the Fund pursues investment objectives in line with the Economic Social Criteria Investment Screens approved by the ELCA Church Council. Incorporated into the Fund's accounting are unitization and quarterly endowment distributions. The ELCA Foundation administers the Fund.

**Only ELCA-related institutions can be eligible to participate in this investment fund that is exempt from most security registration requirements in accordance with the Philanthropy Protection Act of 1995.**

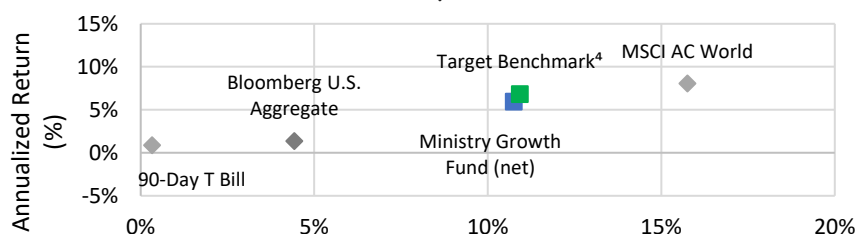
### ABOUT PERFORMANCE

The investment results depicted herein represent historical net performance after the deduction of investment manager and custodian fees and expenses as well as the Foundation's administrative fee of 60 basis points (0.60%). Refer to the Disclosure Statement for total fees and expenses. Prior to July 2017, the total fee was 100 basis points (1.00%). Annual, cumulative and annualized total returns are calculated assuming reinvestment of dividends and income plus capital appreciation. Performance for periods greater than one year is annualized. Underlying returns were provided by the Fund's respective managers. **Past performance is not a guarantee of future results.**

### TARGET ALLOCATION<sup>3</sup>



## 10 Years Risk / Return Performance Analysis



	Return	Standard Deviation	Sharpe Ratio	Maximum Drawdown	Alpha	Beta
Ministry Growth Fund (net)	5.9	10.8	0.5	-18.9	-0.8	1.0
Target Benchmark <sup>4</sup>	6.8	10.9	0.5	-17.3	0.0	1.0

### For more information contact:

Annette C. Shoemaker, Interim President & CEO, ELCA Foundation  
 ELCA Foundation, 8765 West Higgins Road, Chicago IL 60631-4101  
 800-638-3522 · elcafoundation@elca.org · elca.org/endowmentinvesting

<sup>1</sup>The ELCA Endowment Fund Pooled Trust (EFPT) - Fund A's name was changed to the Ministry Growth Fund, effective November 1, 2021.

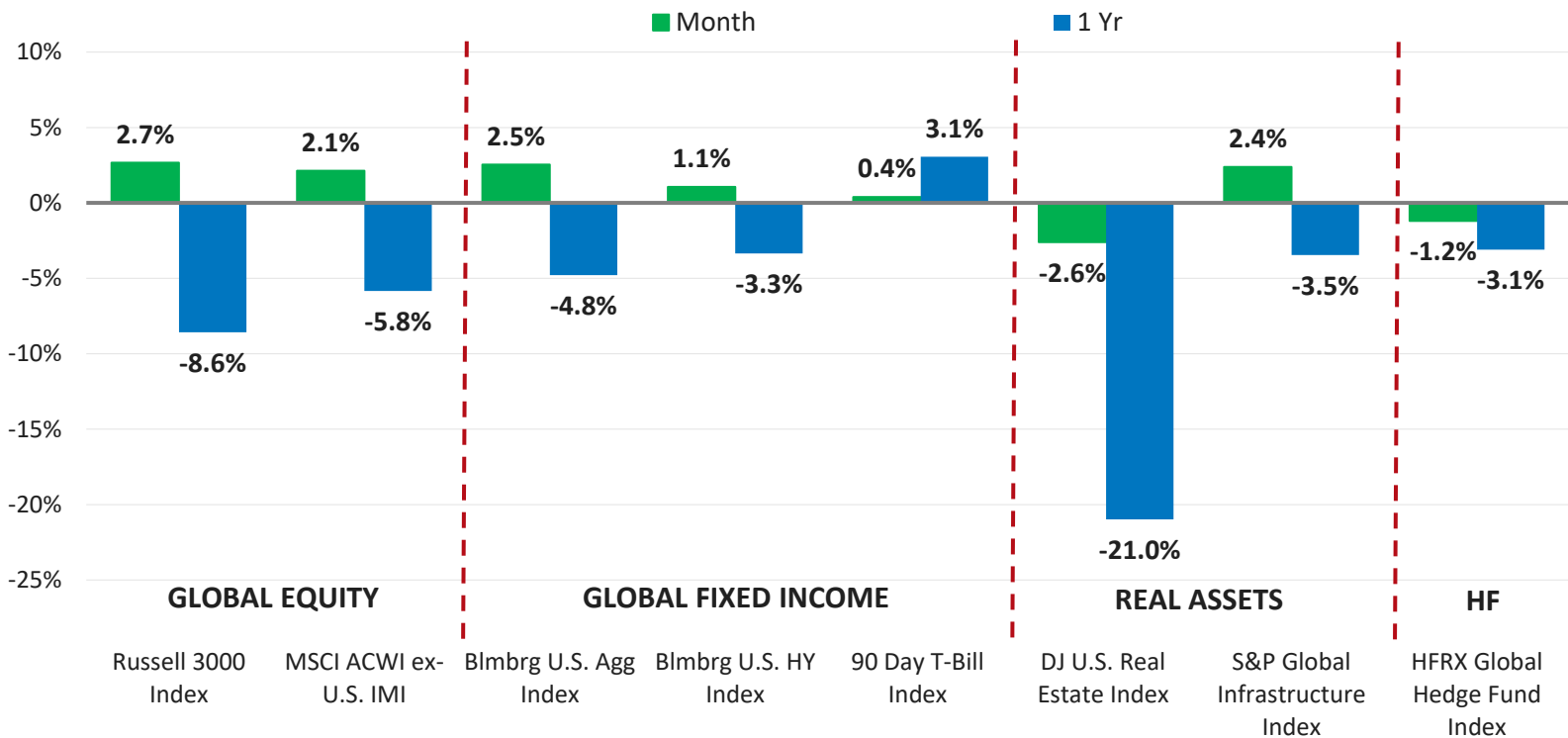
<sup>2</sup>The **Distribution Rate + CPI** consists of the Consumer Price Index (CPI) plus the ELCA Foundation's distribution rate. The Foundation Board of Trustees periodically adjusts the distribution rate which is currently set at 4.0%.  
<sup>3</sup>Approved by the ELCA Foundation Board of Trustees on September 20, 2019.

<sup>4</sup>The **Target Benchmark** is comprised of: Russell 3000 (25%), MSCI ACWI xUSA IMI (29%), Bloomberg Barclays Capital U.S. Aggregate (8%), Bloomberg Barclays Capital U.S. High Yield Ba/B 1% Issuer Cap (5%), Bloomberg Barclays Capital U.S. 1-10 Yr Inflation Linked (5%), DJ U.S. Select Real Estate Securities (2.4%), DJ GIB xUSA Select Real Estate Securities (1.6%), HFRX Global Hedge Funds (5%), S&P Global Infrastructure (5%), Cambridge Private Equity (10%), and 90 Day T-Bill (4%) indices. The benchmark is rebalanced on a monthly basis. Target Benchmark allocation is static and based on the SAA as of September 2019. From July 2017 to September 2019, the Target Benchmark was comprised of: Russell 3000 index (27%), MSCI ACWI x USA IMI index (30%), Portico Fixed Income Benchmark (8.5%), Portico High Yield Benchmark (8.5%), FTSE Portico Inflation Linked index (5%), Portico Real Estate Benchmark (5%), HFRX Global Hedge Funds index (3%), S&P Global Infrastructure index (3%), and Cambridge Private Equity index (10%). Historical benchmark returns prior to July 2017 have been provided by Portico Benefit Services.

## CAPITAL MARKETS COMMENTARY As of 3/31/2023

The year started with the erratic market performance of January and February, with the former witnessing broadly positive performance across most major asset classes and the latter generally the opposite. Then March's banking system turmoil took center stage. By the end of the month, however, substantial gains had been generated across many of the major global financial indices, despite lingering banking system concerns and the Federal Reserve (Fed) reaffirming its commitment to restoring price stability through a 25-basis point hike to the policy rate and hawkish near-term forward guidance.

- Equity markets ended the month positive. Large-cap companies, particularly growth-oriented, generated the most substantial total returns, while smaller cap and value-oriented companies struggled.
- Bond returns were overwhelmingly positive for the month as expectations of lower interest rates followed the developments in the banking sector. (Interest rates have an inverse relationship with bond prices – when interest rates decline, bond returns increase.)
- Within real assets, real estate posted moderate losses of approximately -2.6% in March. Conversely, global infrastructure performed in line with global equities and fixed income, generating 2.4%.
- Hedge funds (shown as HF in the chart below), representing strategies that are generally uncorrelated with broader equity and fixed income markets, were negative for the month, following several months of strong performance.



### DISCLOSURES:

**Sources for Capital Markets Data and Commentary:** FactSet, Lipper, FEG. The underlying data has been obtained from sources believed to be reliable, but no guarantee made to their accuracy and any such information may be incomplete or condensed. Past performance is no guarantee of future results. This evaluation is for informational purposes only. Also note, investors cannot invest directly in an index.

**Information Disclosures:** This report is intended to provide current Fund performance information.

**THIS IS NEITHER AN OFFER TO SELL NOR A SOLICITATION OF AN OFFER TO BUY THE SECURITIES DESCRIBED HEREIN. AN OFFERING IS MADE ONLY BY THE CONFIDENTIAL DISCLOSURE STATEMENT, which contains details about risks, underlying investments and administration. The Confidential Disclosure Statement is available to representatives of eligible organizations by calling the ELCA Foundation at 800-638-3522.**